




# Padel Courts Cover.

Your padel courts open all year round.





Hello!

We are PadelNU and together with our partners we have more than 15 years of experience in covering sports fields all over Europe. Less is more, so we have created this catalog to summarize these 15 years in a few minutes.

Discover how we can help you  
**in 10 sets!**


# 1. First, plan you're our own project

Like in a padel match, you must be prepared. Therefore, you must analyze where the cover will be installed, the number of courts you want to cover, if you want to put bleachers, changing rooms, a cafeteria or if maybe in the future you plan to cover more court


**TIP:** If you have not built yet the padel courts, we recommend you wait to put the roof of the cover down to facilitate the installation.

## 2. Let's think about the dimensions


All sports have regulatory dimensions. Our pavilions are adapted to the sport standards and to your needs.



**Minimum height of 6 meters.** We recommend a minimum of 7 meters at the perimeter and 9 meters in the center top to



**A distance of 2 meters between the courts.** To facilitate the outdoor play, we recommend keeping a space of 2 meters on the long side of the courts.




**Maximum height of the structure.** The maximum height limit does not depend on the sport standards but on the local building regulations in force.



**Maintain height above the court.** We recommend to place the court transversely to the side of the cover to maintain the height at all points on the ground.

# 3. Choose a winning design!

Do you already have your dimensions? Now you can proceed to the design of the structure. In our portfolio, we offer curved designs to differentiate ourselves from conventional structures. And we have the right model for you.



**SINGLE model.** From 1 court.



**MULTY model.** From 2 courts or more.



**ARENA model.** From 6 courts and more.

# 4. Decide which cover goes with you

Let's start the pavilion by the roof of the cover! As you will see, all our roofs are polyester membranes covered with PVC, fire retardant and waterproof, but each offers a different result.



## Simple **Cover**

It is translucent and allows you to take advantage of natural light.

## Opaque **Cover**

Protects from the sun's rays and insulates heat.



## Pressurized **Cover**

Get great strength, better insulation, and a sensational look.

# 5. And now do the same with the facades

After choosing the cover of your structure, you can decide how you are going to cover the sides of your paddle court.



## Single **folding curtain**

Traditional eyelet and cord closure, available in several colors with a translucent or opaque membrane.



## Folding **sliding curtain.**

Easy to maneuver, it features of two guides (upper and lower) so you can open and close it effortlessly.



## Micro-perforated **upper curtain.**

If you need to keep the court ventilated while still maintaining privacy indoor, this curtain if for you.



## Pressurized **to wall.**

It offers greater comfort and prevent the movement of the wind from distracting the athletes.



## Single **top wall**

Translucent or opaque to prevent sun glare from entering the court while you are playing..



## Polycarbonate **wall.**

Fixed polycarbonate wall. Insulates from heat and cold, lets in natural light and does not move in the wind.

# 6. Let's talk about **building permits**

In each country there is a legislation, and it is necessary to consult the local authorities to know the regulation of the cover. That why, at PadelNU, we facilitate the feasibility of your Project by providing you with all the documentation you need, from the detailed plans of the structure and the technical description of the materials to the calculation of the structure according to the situation where the roof will be installed.



# 7. The foundation you need

Correct foundations are needed to withstand the onslaught of wind and snow, as well as to prevent rain from outside entering our cover. But do not worry, from **PADELNU** we will study the environment where you want to install your cover, we will analyze the loads that the structure must support, and we will advise you on the type of foundation you need.



**Micropiles.** If you do not want to do civil engineering work, you can choose this way. Be careful, not suitable for rocky place.



**Longrine.** The best option when the project is made from scratch, greater strength for less concrete.



**Individual plots.** With this fastening system you do not need to open as much ground, ideal when the courts are already set up.



**Counterweight.** On some occasions we can avoid excavations by making bleachers or planters that act as a counterweight.

# 8. The best Partners

Padel matches can be played individually, but the most exciting ones are the ones played with company. For this reason, we present you those accessories that best accompany our structure




## *Lighting*

It can be ambient or in the corridors because the courts are best lit on their own poles.




## *Gutter system*

Used to channel water from the cover and prevent formation of pockets.



## *Air conditioner*

Heating, air conditioning or misting, depending on the place where the cover is installed.



## *Solar Panels*

Make your cover self-sufficient by taking advantage of solar radiation.



## *Ventilation*

For hot place where facades are always closed.



## *Impression*

Print your logo on the canvas so that everyone in the world recognized your paddle courts.

# 9. Which model did you choose ?

With all this information it is time to choose the cover with which you will triumph. **Discover the models of our portfolio:**

# 10. We finished, but we can **continue to help you.**

Here is our phone number **(+31) 631248409** and here is our email: [info@padelNU.nl](mailto:info@padelNU.nl). You can call us to answer your questions or talk about your project and we will assign you a sales technician who will accompany in your project :)

*We are waiting for you!*

Cover your outdoor life

[padelNU.nl](https://padelNU.nl) |

[\(+31\) 631248409](tel:+31631248409) [info@padelnu.nl](mailto:info@padelnu.nl)